

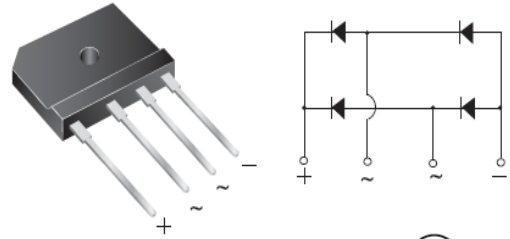


GLV1506 THRU GLV1508

Glass Passivated Single In-Line Bridge Rectifiers
 Reverse voltage-600V to 800V
 Forward current-15Amperes

FEATURES

- Glass passivated chip junction
- Thin single in-line package
- Ideal for printed circuit boards
- High surge current capability
- High case dielectric strength of 2500 V_{RMS}
- Low forward voltage drop
- Solder dip 260 °C, 10 s
- Compliant to RoHS Directive 2002/95/EC and in accordance to WEEE 2002/96/EC



MECHANICAL DATA

- Case: GBJ(5S), molded epoxy body , Epoxy meets UL 94V-0 flammability rating
- Terminals: Matte tin plated leads, solderable per J-STD-002 and JESD22B-106
- Polarity: As marked on body
- Mounting Torque: 10cm-kg(8.8 inches-lbs)maximum
- Recommended Torque: 5.7cm-kg(5 inches-lbs)

PRIMARY CHARACTERISTICS	
I _{F(AV)}	15 A
V _{RRM}	600 V , 800V
I _{FSM}	350A
V _F at I _F =7.5A, T _A =125	0.82
I _R	5μA
T _J max.	150 °C

TYPICAL APPLICATIONS

General purpose use in ac-to-dc full wave rectification for switching Power Supply.Home Appliances, Office Equipment, Industrial Automation applications

MAXIMUM RATINGS (T _A = 25 °C unless otherwise noted)				
PARAMETER	SYMBOL	GLV1506	GLV1508	UNIT
Maximum repetitive peak reverse voltage	V _{RRM}	600	800	V
Maximum RMS voltage	V _{RMS}	420	560	V
Maximum DC blocking voltage	V _{DC}	600	800	V
Maximum average forward rectified output current at	T _C =125 ⁽¹⁾	I _{F(AV)}	15	A
	T _A =25 ⁽²⁾	I _{F(AV)}	3.7	
Peak forward surge current,8.3 ms single half sine-wave superimposed on rated load(JEDEC Method)	I _{FSM}	400		A
Dielectric strength (Terminals to case, AC)	V _{ISO}	2500		Volts
Operating junction and storage temperature range	T _J , T _{STG}	- 55 to + 150		°C

Notes: (1) Unit case mounted with heatsink
 (2) Unit case mounted on PCB without heatsink



GLV1506 THRU GLV1508

Glass Passivated Single In-Line Bridge Rectifiers
 Reverse voltage-600V to 800V
 Forward current-15Amperes

ELECTRICAL CHARACTERISTICS (TA = 25 °C unless otherwise noted)						
PARAMETER	TEST CONDITIONS		SYMBOL	GLV1506	GLV1508	UNIT
Maximum instantaneous forward voltage drop per leg at 7.5A	IF=7.5 A	TA=25	VF	0.89		Volts
		TA=125		0.82		
Maximum DC reverse current at rated DC blocking voltage	TA=25		IR	5		μA
	TA=125			250		
Typical reverse recovery time	IF = 0.5 A, IR = 1.0 A, Itr = 0.25 A		TRR	4.7		us

THERMAL CHARACTERISTICS (TA = 25 °C unless otherwise noted)				
PARAMETER	SYMBOL	GLV1506	GLV1508	UNIT
Maximum thermal resistance	RθJC ⁽¹⁾	1		/W
	RθJA ⁽²⁾	25		

Notes: (1) Thermal resistance from junction to case, Unit case mounted with heatsink
 (2) Thermal resistance from junction to ambient, Unit case mounted on PCB without heatsink

ORDERING INFORMATION (Example)			
PREFERRED P/N	UNIT WEIGHT (g)	BASE QUANTITY	DELIVERY MODE
GLV1506	7.141	20	Tube
GLV1506	7.141	40	Paper tray

RATINGS AND CHARACTERISTICS CURVES

(TA = 25 °C unless otherwise noted)

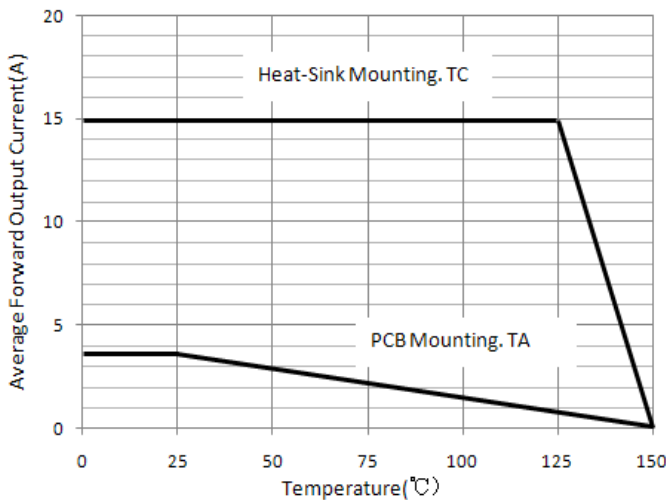


Figure 1. Derating Curve Output Rectified Current

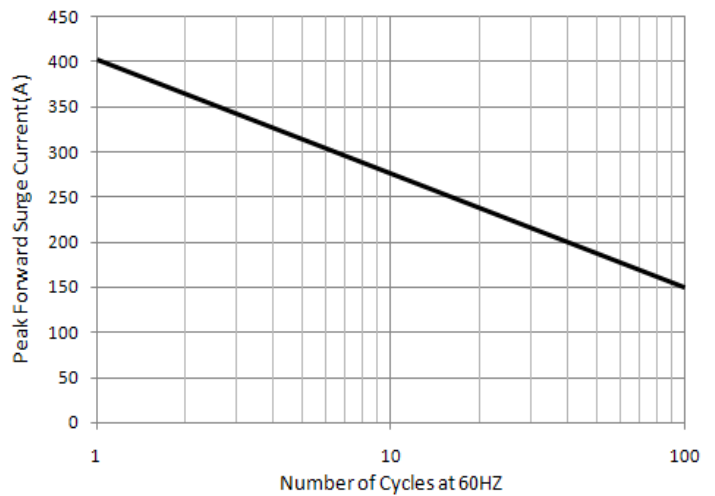


Figure 2. Maximum Non-Repetitive Peak Forward Surge Current Per Leg



GLV1506 THRU GLV1508

Glass Passivated Single In-Line Bridge Rectifiers
 Reverse voltage-600V to 800V
 Forward current-15Amperes

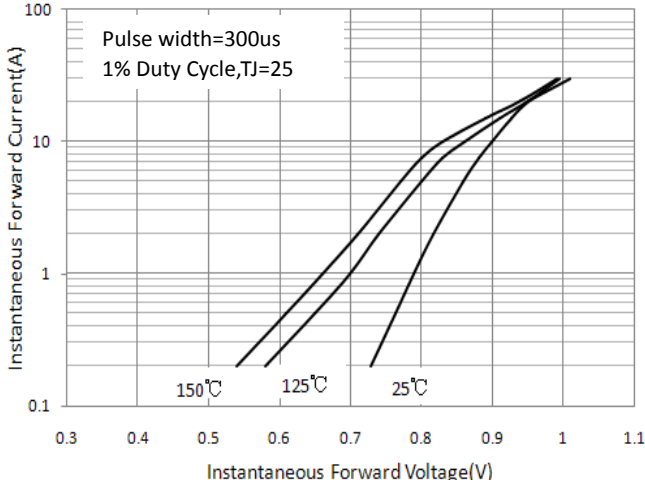


Figure 3. Typical Forward Characteristics Per Leg

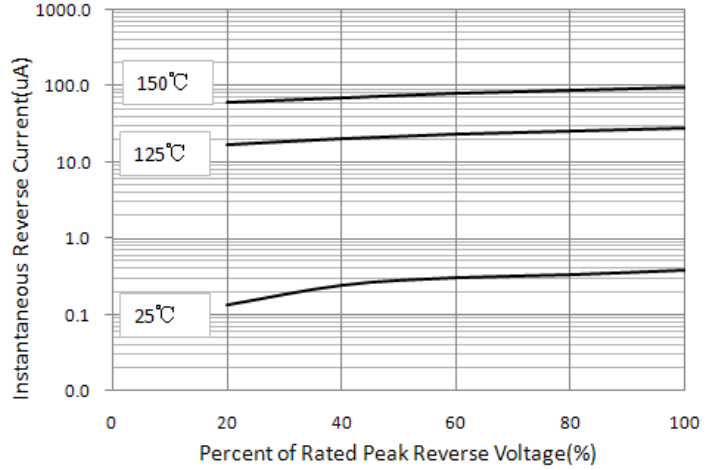


Figure 4. Typical Reverse Characteristics Per Leg

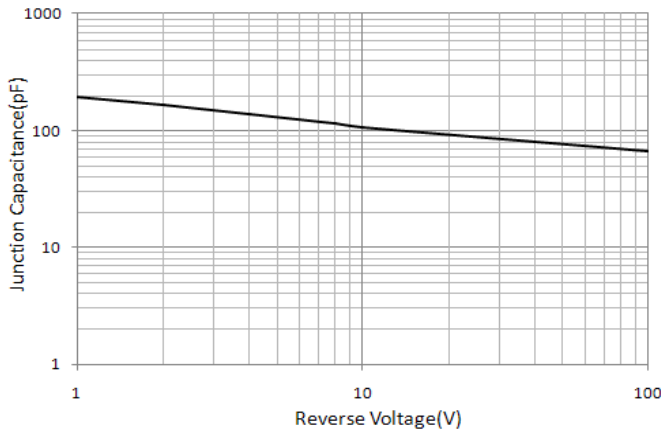


Figure 5. Typical Junction Capacitance Per Leg

PACKAGE OUTLINE DIMENSIONS in inches (millimeters)

